


Arabic Alphabet II

~ File Folder Game ~



Game Name: Arabic Alphabet Match II

Skill Learned: Alphabet Recognition














1. Print all pages. Mount the two pages with the pencil borders around the letters and a picture of a school house and pencil onto the file folders (sideways – see diagram).
3. Print out the colored alphabet cards. Laminate and cut out the cards . If you want to save on colored ink, print the pages in black and white.
5. Cut out the game labels and mount them on the front of the file folder.
7. Cut out the “how to play” and mount it on the outside of the folder.
9. Store the pieces in a plastic baggie.













Game Label:

Arabic Alphabet II

How to play:

Match each letter card to the letter on the folder





ج

ث

ت

ب

أ

ر

ذ

د

خ

ح

ض

ص

ظ

س

ز

ف

غ

ع

ظ

ط

ن

م

ل

ك

ق

ي

و

هـ